



# CUSTOM GLAZE

*polycarbonate roofing to suit your lifestyle...*

**NEW SIZE**



Maximise your living space and modernise your outdoor living area with **Custom Glaze**, a high quality polycarbonate roofing sheet that is engineered to withstand long-term outdoor UV exposure.

## Selecting Custom Glaze

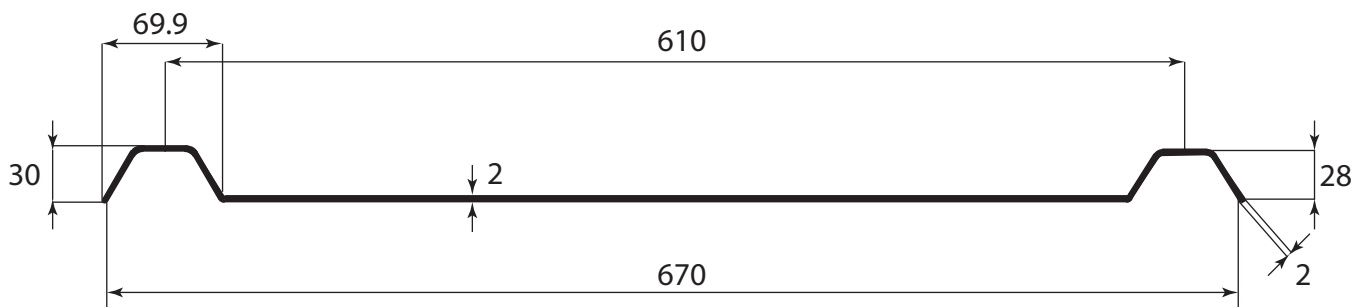
Custom Glaze is suitable for a variety of existing and future structures where the rafters are designed to be placed specifically at 610mm centres. Custom Glaze is a very cost-effective polycarbonate roofing system providing a contemporary, stylish flat roof look without the need for expensive glazing bars.

Both the overlapping ribs are spaced at 610mm centres, allowing the overlapping rib to be positioned on the rafter effectively concealing the ribs when being viewed from below. Custom Glaze offers 99.9% UV protection and is extruded with an industry leading thickness of 2mm.

Custom Glaze is available in all standard and custom lengths\* up to 7.2 metres.


- **STANDARD LENGTHS (m):**  
1.8, 2.1, 2.4, 2.7, 3.0, 3.6, 4.2, 4.8, 5.4, 6.0, 7.2
- **THICKNESS:** 2mm

## Profile



## Colour

Custom Glaze is available in Clear, Diffused Opal, Bronze and Grey Tints.



	clear	diffused opal	bronze tint	grey tint
Light Transmission %	93%	45%	27.5%	11.4%
Heat Reduction %	0%	29.5%	26.7%	40.6%

Light Transmission in accordance with AS/NZS 4257.4 standard test method.  
Heat Reduction in accordance with ISO 9050 Standard test method

WARMER		COOLER	
Clear	Diffused Opal	Bronze Tint	Grey Tint

## NZBC Fire Group 1-S Rating

Custom Glaze has been extensively tested using the full scale ISO 9705 room test. This extensive testing utilises a gas burner exposing the sheeting to 100kw for 10 minutes, and then 300kw for a further 10 minutes. Custom Glaze achieves a NZBC 1-S Rating as flashover is not reached.



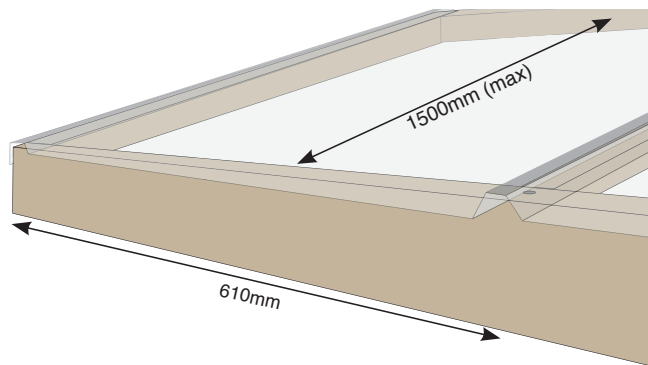
## Warranty

Custom Glaze is supported by a comprehensive 25 year Lifetime (weather breakage) Warranty and a 15 Year Loss of Light Warranty.

For details visit [alsynite.co.nz](http://alsynite.co.nz) or call 0800 257 964

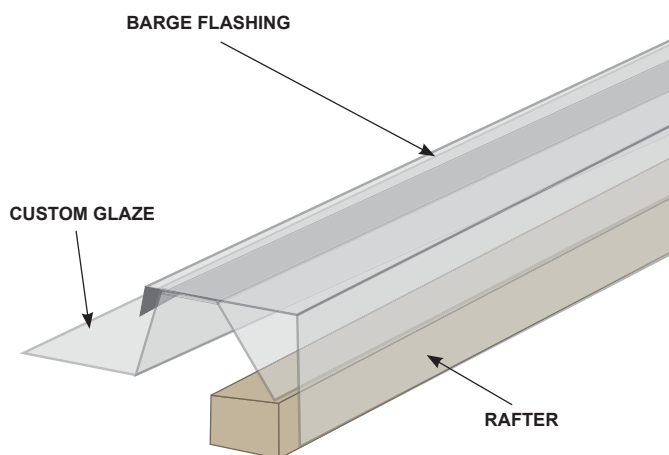






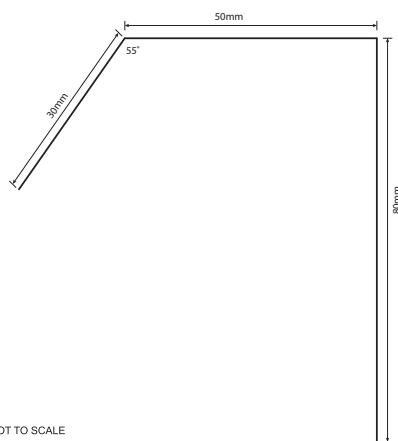
NOT TO SCALE

## Barge Capping



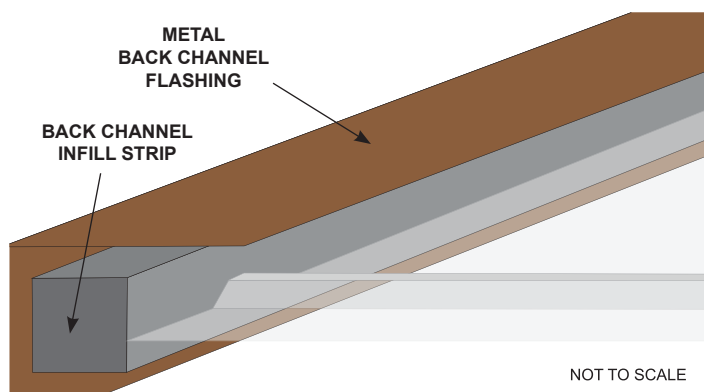
NOT TO SCALE

## Barge Capping Profile



NOT TO SCALE

## Metal Back Channel Flashing



NOT TO SCALE

## Installation Information

### RECOMMENDED ROOF PITCH

The recommended minimum roof pitch for Custom Glaze is five degrees.

### PURLIN SPACING

Custom Glaze is designed to be installed on purlins at a maximum of 1500mm centres.

For installations in snow prone areas, the purlin spans should be reduced to a maximum of 600mm centres.

### NOISE STOP TAPE

Alsynite One Noise Stop Tape should be installed on purlins prior to fixing the sheet to the purlins.

### FIXING CUSTOM GLAZE TO THE RAFTERS OR PURLINS.

Ensuring your Custom Glaze is presented in pristine condition, there is a protective film on both sides of the sheeting. Custom Glaze is to be fixed at every 400mm on all rafters, or fixed at 300mm for high wind zones. Fixing across the purlins is also recommended. To fasten Custom Glaze, it is recommended that Custom Glaze Alsynite One Multipurpose Fasteners are used. They are specifically designed for fixing Custom Glaze securely to the purlins. Custom Glaze must be fixed on every crest of every purlin.

Custom Glaze has an overlapping rib and an underlapping rib, these are specifically designed so that the precise and effective cover is maintained across the structure.

Please ensure the overlapping side fits over the underlapping rib, refer to fixing instructions included in the pack for more information.

## Handling, Storage & Cleaning

Store sheets on a flat surface in a well protected and shaded area, out of direct sunlight. Stacked sheets stored in the sun will cause heat build-up and possible distortion, even if covered. If damage occurs in this situation, the warranty is void.

Prevent moisture getting between stored sheets as this may cause whitening. Clean sheets regularly with warm, soapy water (mild detergent) and a soft sponge. Take care not to scratch the sheet. Hose down thoroughly.

Custom Glaze polycarbonate roofing is affected by methylated spirits, benzene, petrol, ketones, acetone, phenols, chlorinated and aromatic hydrocarbons, petroleum-based paints, abrasive cleaners and solvents.

\*If you require a sheet length that is not standard, you will need to purchase the next standard length of sheet. E.g. if you require a length of 2.3m, you will need to purchase a 2.4m length sheet.

The measurements stated in this brochure are accurate, however the drawings are an artists impression and should not be relied upon when designing your structure.

## Accessories

### ■ FASTENERS

6x Alsynite One Multipurpose Fasteners  
12g x 65mm with 32mm weatherlock washer per lineal metre.

### ■ FLASHINGS *(to suit your roof design)*

- Polycarbonate Barge Capping
- Metal Back Channel Flashing


### ■ FOAM

- Alsynite One Noise Stop Tape
- Alsynite One Back Channel Infill Strip (optional)
- Alsynite One Custom Glaze Eave Infill Strip

# CUSTOM GLAZE

*polycarbonate roofing to suit your lifestyle...*

Custom Glaze is available from  
the following approved retailer:



Custom Glaze™ is a Trademark of Impack International Pte Ltd.

## Alsynite One NZ LTD

### Head Office

7 De Leeuw Place  
Te Rapa Park  
Hamilton 3200  
PO Box 10409  
Te Rapa  
Hamilton 3241  
P 07 850 5088  
F 07 850 5003

### *Distribution Centres:*

#### Palmerston North

74 Malden Street  
Roslyn  
Palmerston North 4414  
PO Box 4643  
Manawatu Mail Centre  
Palmerston North 4442  
P 06 356 5384  
F 06 356 5387

#### Christchurch

18 Nga Mahi Road  
Sockburn  
Christchurch 8042  
PO Box 6083  
Christchurch 8442  
P 03 348 3375  
F 03 348 3376

#### Invercargill

140 Mersey Street  
Invercargill 9810